



Chevy Chase Village

**Six-Year Capital Improvements
Program (CIP) Budget**

FY2017 – FY2022

-Updated February 23, 2016-

TABLE OF CONTENTS

MAP OF CHEVY CHASE VILLAGE	1
PROJECT AND EXPENDITURE LIST	2
PROJECT AND EXPENDITURE SUMMARY	3
CIP COMPARISON SUMMARY	4
PROJECT DETAIL SHEETS	
INFRASTRUCTURE	
<i>Sidewalk Maintenance Program</i>	5
<i>Street Maintenance and Repair Program</i>	6
<i>Streetlight Upgrades</i>	7
<i>West Kirke Street and Laurel Parkway Intersection Improvements</i>	8
PUBLIC SAFETY	
<i>Public Safety Technology and Equipment</i>	9
PUBLIC SPACES	
<i>Western Grove Park Development</i>	10
<i>Laurel Park Hydrology and Engineering Study</i>	11
VILLAGE HALL/OFFICE	
<i>Village Corporate Limits Boundary Survey</i>	12
<i>Website Re-design</i>	13
EXPENDITURE DETAIL SHEETS	
GENERAL GOVERNMENT	
<i>Equipment</i>	14
<i>Vehicles</i>	15
PUBLIC SAFETY	
<i>Communications Equipment</i>	16
<i>Vehicles</i>	17
PUBLIC WORKS	
<i>Equipment</i>	18
<i>Vehicles</i>	19
EXPENDITURE SUMMARY BY PROJECT CATEGORY	20
FUNDING SUMMARY BY PROJECT CATEGORY	21
EXPENDITURE SUMMARY BY DEPARTMENT	22
FUNDING SUMMARY BY DEPARTMENT	23

Chevy Chase Village



Project and Expenditure List

Projects:

Infrastructure

- Street Maintenance and Repair Program
- Sidewalk Maintenance Program
- Streetlight Upgrades
- West Kirke Street and Laurel Parkway Intersection Improvements

Public Safety

- Public Safety Technology and Equipment

Public Spaces

- Western Grove Park Development
- Laurel Park Hydrology and Engineering Study

Village Hall/Office

- Village Corporate Limits Boundary Survey
- Website Redevelopment

Expenditures by Department:

General Government

- Equipment:
 - Village Computer Server Replacements
 - Tuohey Conference Room Sound Improvements
- Vehicles:
 - Admin. Vehicle Replacement

Public Safety

- Communications Equipment:
 - Mobile Data Terminals
 - Police Radios
- Vehicles:
 - Police Cruiser Replacement (x3)
 - Hybrid Surveillance Vehicle

Public Works

- Equipment:
 - Leaf Vacuums (x2)
 - Replacement Salt Spreader
 - Water Tank
- Vehicles:
 - Pick-up Trucks (x3)
 - Medium-duty Dump Trucks (x2)
 - Rear-load trash/yard Waste Truck
 - Skid-Steer Loader

Project and Expenditure Summary

Projects:

	Duration/ Remaining	Estimated Cost	Funding Source	Construction Ready Date (Est.)	Status
Sidewalk Maintenance Program	Ongoing	\$3,500/year	SS	Ongoing	Ongoing
Street Maintenance & Repair Program	Ongoing	\$111,000+/year	SS	Ongoing	Ongoing
Streetlight Upgrades	Ongoing	\$10,000	SS	FY2016 – FY2021	Ongoing
West Kirke St. and Laurel Pkwy. Intersection Improvements	N/A	\$145,000	SS	Est. Completion June 2016	Est. Completion June 2016
Public Safety Technology and Equipment	Ongoing	\$120,000	SS	FY2017 – FY2022	Ongoing
Western Grove Park Development	1 year	\$263,000	TB	FY2016 – FY2017	Construction
Laurel Park Hydrology and Engineering Study	1 year	\$100,000	TB	FY2019 – FY2020	Planning
Village Corporate Limits Boundary Survey	N/A	\$0	TB	Cancelled	Cancelled
Website Redevelopment	N/A	\$18,500	TB	Est. Completion June 2016	Est. Completion June 2016

Expenditures:

	Estimated Purchase Date	Estimated Cost	Funding Source
General Government			
<i>Equipment:</i>			
Village Computer Server(s)	FY2016 (Complete)	\$14,000	TB/SS
Tuohy Conference Sound Improvements	Cancelled	Cancelled	Cancelled
<i>Vehicles:</i>			
Admin. Vehicle Replacement	N/A	N/A	N/A
Public Safety			
<i>Communications Equipment:</i>			
Police Radios	FY2017	\$32,000	SS
Mobile Data Terminals	FY2018	\$9,000	SS
<i>Vehicles:</i>			
Police Cruiser Replacement (x3)	FY2019 – 2020	\$42,000/ea.	SS
Hybrid Surveillance Vehicle	FY2020	\$30,000	SS
Public Works			
<i>Equipment:</i>			
Leaf Vacuums (x2)	FY2016 (Complete), FY2018	\$27,000/ea	TB
Replacement Salt Spreader	FY2017	\$6,000	SS/Grant
Water Tank	FY2021	\$8,000	TB
<i>Vehicles:</i>			
Pick-up Trucks (x3)	FY2016 (Completed), FY2018, FY2022	\$42,000/ea.	TB/SS/Grant
Medium-duty Dump Trucks (x2)	FY2018 and FY2019	\$152,000	TB/SS/Grant
Rear-load Trash/Yard Waste Truck	FY2021	\$115,000	TB/Grant
Skid-Steer Loader	FY2017	\$45,000	TB/SS/Grant

Note:

SS=*SafeSpeed* Budget

TB = Tax-based Budget

Grant = Reimbursement by grant or sold

CIP Comparison Summary

Projects:

	CIP Value as of FY2016	CIP Value as of FY2017	Difference
Infrastructure			
Sidewalk Maintenance Program	\$21,000	\$21,000	\$0
Street Maintenance and Repair Program	\$671,000	\$681,000	\$10,000
Streetlight Upgrades	\$60,000	\$60,000	\$0
West Kirke St. and Laurel Pkwy. Intersection Improvements	\$145,000	\$0	(\$145,000)
Public Safety			
Public Safety Technology and Equipment	\$120,000	\$120,000	\$0
Public Spaces			
Western Grove Park Development	\$300,000	\$0	(\$300,000)
Laurel Park Hydrology and Engineering Study	\$100,000	\$100,000	\$0
Village Hall/Office			
Village Corporate Limits Boundary Survey	\$0	\$0	\$0
Website Redevelopment	\$18,500	\$0	(\$18,500)
-----	-----	-----	-----
Total	\$1,435,500	\$982,000	(\$453,500)

Expenditures:

	CIP Value as of FY2016 CIP	CIP Value as of FY2017 CIP	Difference
General Government			
<i>Equipment:</i>	\$14,000	\$9,000	(\$5,000)
<i>Vehicles:</i>	\$0	\$0	\$0
Subtotal:	\$14,000	\$9,000	(\$5,000)
Public Safety			
<i>Communications Equipment:</i>	\$34,000	\$41,000	\$7,000
<i>Vehicles:</i>	\$156,000	\$156,000	\$0
Subtotal:	\$190,000	\$197,000	\$7,000
Public Works			
<i>Equipment:</i>	\$62,000	\$41,000	(\$21,000)
<i>Vehicles:</i>	\$391,000	\$396,000	\$5,000
Subtotal:	\$453,000	\$437,000	(\$16,000)
-----	-----	-----	-----
Overall Total	\$657,000	\$643,000	(\$14,000)

Consolidated Year over Year:

	Est. FY16	Proposed					
		FY17	FY18	FY19	FY20	FY21	FY22
Equipment	\$41,000	\$38,000	\$36,000	\$0	\$9,000	\$8,000	\$0
Vehicles	\$77,500	\$45,000	\$107,000	\$171,000	\$72,000	\$115,000	\$42,000
Projects	\$553,000	\$144,500	\$144,500	\$194,500	\$199,500	\$149,500	\$149,500
-----	-----	-----	-----	-----	-----	-----	-----
Total	\$671,500	\$227,500	\$287,500	\$365,500	\$280,500	\$272,500	\$191,500
Difference	(\$444,000)	\$60,000	\$78,000	(\$85,000)	(\$8,000)	(\$81,000)	

Project Detail Sheet

Sidewalk Maintenance Program

Category	Infrastructure	Date Last Modified	January 13, 2016
Department	Public Works	Funding Source	SafeSpeed Eligible
Zone Location	1, 2, 3, 4	Status	On-going

EST. EXPENDITURE SCHEDULE (dollars in thousands)

Cost Element	Total	Est. FY16	Total 6 Years	FY17	FY18	FY19	FY20	FY21	FY22	Beyond 6 Years
Planning, Design and Supervision	3.5	0.5	3	0.5	0.5	0.5	0.5	0.5	0.5	0.5
Land acquisition	0	0	0	0	0	0	0	0	0	0
Site Improvements and Utilities	0	0	0	0	0	0	0	0	0	0
Construction	21	3	18	3	3	3	3	3	3	3/year
Other	0	0	0	0	0	0	0	0	0	0
Total	24.5	3.5	21	3.5	3.5	3.5	3.5	3.5	3.5	3.5/year

EST. FUNDING SCHEDULE (dollars in thousands)

SafeSpeed Revenues	24	3.5	21	3.5	3.5	3.5	3.5	3.5	3.5	3.5/year
Total	24.5	3.5	21	3.5	3.5	3.5	3.5	3.5	3.5	3.5/year

EST. OPERATING BUDGET IMPACT (dollars in thousands)

Labor/Maintenance			0	0	0	0	0	0	0	0
Materials/Equipment			0	0	0	0	0	0	0	0
Total			0	0	0	0	0	0	0	0

Description

This ongoing project will proactively maintain and repair Village sidewalks.

Estimated Schedule


This is an on-going maintenance activity.

Cost Change

There have been no cost changes to this project.

Justification

This project will maintain and increase pedestrian safety on all Village sidewalks and promote safe access throughout the Village. As a result of the increased pedestrian safety this activity is eligible for funding under the SafeSpeed program.

<p>Coordination Board of Managers General Government Public Works Department</p>	<p>Map</p> 
--	--

Project Detail Sheet

Street Maintenance and Repair Program

Category	Infrastructure	Date Last Modified	January 13, 2016
Department	Public Works	Funding Source	SafeSpeed/Reimbursement
Zone Location	1, 2, 3, 4	Status	On-going

EST. EXPENDITURE SCHEDULE (dollars in thousands)

Cost Element	Total	Est. FY16	Total 6 Years	FY17	FY18	FY19	FY20	FY21	FY22	Beyond 6 Years
Planning, Design and Supervision	6	0	6	1	1	1	1	1	1	1/year
Land acquisition	0	0	0	0	0	0	0	0	0	0
Site Improvements and Utilities	0	0	0	0	0	0	0	0	0	0
Construction	778	123	675	110	110	110	115	115	115	115+/year
Other	0	0	0	0	0	0	0	0	0	0
Total	804	123	681	111	111	111	116	116	116	116+/year

EST. FUNDING SCHEDULE (dollars in thousands)

Tax-Based Revenues	0	0	0	0	0	0	0	0	0	0
SafeSpeed Revenues	776	95	681	111	111	111	116	116	116	116+/year
CC Club Reimbursement	28	28	0	0	0	0	0	0	0	
Total	804	123	681	111	111	111	116	116	116	116+/year

EST. OPERATING BUDGET IMPACT (dollars in thousands)

Labor/Maintenance			0	0	0	0	0	0	0
Materials/Equipment			0	0	0	0	0	0	0
Total			0	0	0	0	0	0	0

Description

This project provides for the on-going maintenance and repair of the Village's roadways, curbs and storm drainage infrastructure using concrete and hot mix asphalt. The Village maintains a total of 8.1 miles of roadway or 27 lane miles. Based on current funding levels all Village roadways would be repaved on a revolving 20-year basis.

Estimated Schedule


The Village's street maintenance and repair program typically runs from April through October because the material used will not set properly if temperatures are below 60 degrees.

Cost Change

Normal funding allocations in FY17 and beyond are forecasted. The Village's street maintenance and repair contract was recently rebid and FY17 and beyond budgeted figures reflect increased costs due to higher labor costs, oil price volatility and the Village's living wage policy.

Justification

The street maintenance and repair program will ensure the Village's infrastructure is kept at an acceptable level as well as providing safe traverse for pedestrian and vehicular traffic and is eligible for funding under the SafeSpeed program.

<p>Coordination Board of Managers General Government</p>	<p>Map</p> 
---	--

Project Detail Sheet

Streetlight Upgrades

Category	Infrastructure	Date Last Modified	January 13, 2016
Department	Public Works/Police	Funding Source	SafeSpeed Eligible
Zone Location	1, 2, 3, 4	Status	Ongoing

EST. EXPENDITURE SCHEDULE (dollars in thousands)

Cost Element	Total	Est. FY16	Total 6 Years	FY17	FY18	FY19	FY20	FY21	FY22	Beyond 6 Years
Planning, Design and Supervision	0	0	0	0	0	0	0	0	0	0
Land acquisition	0	0	0	0	0	0	0	0	0	0
Site Improvements and Utilities	0	0	0	0	0	0	0	0	0	0
Construction	60	0	60	10	10	10	10	10	10	0
Other	0	0	0	0	0	0	0	0	0	0
Total	60	0	60	10	10	10	10	10	10	10

EST. FUNDING SCHEDULE (dollars in thousands)

SafeSpeed Revenues	63.5	0	60	10	10	10	10	10	10	10
Total	63.5	0	60	10	10	10	10	10	10	10

EST. OPERATING BUDGET IMPACT (dollars in thousands)

Labor/Maintenance				0.5	0.5	0.5	0.5	0.5	0.5	0.5
Materials/Equipment				0	0	0	0	0	0	0
Total				0.5	0.5	0.5	0.5	0.5	0.5	0.5

Description

This program serves to enhance and upgrade existing street lights in addition to installing new LED streetlights in identified dark areas, thereby creating safer pedestrian and vehicular access throughout the Village. The program also monitors technology developments regarding LED streetlights as well as potential incentive programs and fluctuations in PEPCO tariff rates. LED tariffs have remained unchanged since July 2014.

Estimated Schedule


This is an ongoing program.

Cost Change

There have been no cost changes to the project.

Justification

This program serves to enhance and upgrade existing street lights in addition to installing new streetlights in identified dark areas, thereby creating safer pedestrian and vehicular access throughout the Village. As a result of the increased pedestrian, vehicular and public safety, this project is eligible for funding under the *SafeSpeed* program.

<p>Coordination Board of Managers General Government Police Department PEPCO</p>	<p>Map</p> 
---	--

Project Detail Sheet

West Kirke Street and Laurel Parkway Intersection Improvements

Category	Infrastructure	Date Last Modified	January 13, 2016
Department	Public Works	Funding Source	SafeSpeed Eligible
Zone Location	3	Status	Est. Completion June 2016

EST. EXPENDITURE SCHEDULE (dollars in thousands)

Cost Element	Total	Est. FY16	Total 6 Years	FY17	FY18	FY19	FY20	FY21	FY22	Beyond 6 Years
Planning, Design and Supervision	0	0	0	0	0	0	0	0	0	0
Land acquisition	0	0	0	0	0	0	0	0	0	0
Site Improvements and Utilities	0	0	0	0	0	0	0	0	0	0
Construction	145	145	0	0	0	0	0	0	0	0
Other	0	0	0	0	0	0	0	0	0	0
Total	145	145	0	0	0	0	0	0	0	0

EST. FUNDING SCHEDULE (dollars in thousands)

SafeSpeed Revenues	145	145	0	0	0	0	0	0	0	0
Total	145	145	0	0	0	0	0	0	0	0

EST. OPERATING BUDGET IMPACT (dollars in thousands)

Labor/Maintenance			0	0	0	0	0	0	0
Materials/Equipment			0	0	0	0	0	0	0
Total			0	0	0	0	0	0	0

Description

This project studied the traffic flow at the intersections of Connecticut Avenue, Laurel Parkway, West Kirke Street and West Lenox Street (in front of the Post Office) for potential traffic flow and safety improvements. Improvements that were investigated include, but are not limited to, the construction of a traffic island on West Kirke Street; traffic flow modifications along Laurel Parkway and sidewalk improvements in the adjacent West Kirke Street/Laurel Parkway combined public right-of-way. As part of the project, a traffic engineering firm was retained to evaluate and design proposed changes.

Estimated Schedule


This project is scheduled to be complete prior to the end of FY16.

Cost Change

There have been no cost changes to this project.

Justification

This project will address several safety concerns of the existing intersection to improve vehicular and pedestrian traffic through the intersection and is therefore, eligible for funding under the SafeSpeed Program.

<p>Coordination Board of Managers General Government Public Works Department Maryland State Highway Administration Historic Preservation Commission</p>	<p>Map</p> 
---	--

Project Detail Sheet

Public Safety Technology and Equipment

Category	Public Safety	Date Last Modified	January 20, 2016
Department	Police	Funding Source	SafeSpeed Eligible
Zone Location	1, 2, 3, 4	Status	Ongoing

EST. EXPENDITURE SCHEDULE (dollars in thousands)

Cost Element	Total	Est. FY16	Total 6 Years	FY17	FY18	FY19	FY20	FY21	FY22	Beyond 6 Years
Planning, Design and Supervision	12	0	12	2	2	2	2	2	2	0
Land acquisition	0	0	0	0	0	0	0	0	0	0
Site Improvements and Utilities	18	0	18	3	3	3	3	3	3	0
Construction/Purchase	90	0	90	15	15	15	15	15	15	0
Other	0	0	0	0	0	0	0	0	0	0
Total	120	0	120	20	20	20	20	20	20	0

EST. FUNDING SCHEDULE (dollars in thousands)

SafeSpeed Revenues	120	0	120	20	20	20	20	20	20	0
Total	120	0	120	20	20	20	20	20	20	0

EST. OPERATING BUDGET IMPACT (dollars in thousands)

Labor/Maintenance			6	1	1	1	1	1	1
Materials/Equipment			0	0	0	0	0	0	0
Total			6	1	1	1	1	1	1

Description

This project would further enhance Village Police Department’s strategies and practices to prevent and reduce crime throughout the Village as supported by the Village Public Safety Committee. Currently being explored are body-worn cameras, wireless fingerprint readers, GPS-enabled bait items, improved first aid equipment and other crime-fighting equipment to support officers’ efforts to deter crime and respond to emergencies.

Estimated Schedule

This is an ongoing project. As emerging technologies and/or equipment come to our attention, we will investigate them to determine whether their use may be beneficial/feasible in improving efficiency or reducing crime in the Village. In the upcoming fiscal year, it is anticipated that modest expenditures may be made to augment and enhance the Village Police Department’s crime fighting strategies and practices.

Cost Change

There have been no cost changes to this project.

Justification

This project would enhance and upgrade the existing crime fighting strategies and practices creating safer pedestrian and vehicular access throughout the Village. As a result of the relationship to public safety, this project is eligible for funding under the SafeSpeed program.

<p>Coordination Board of Managers Administration Department Police Department Public Safety Committee</p>
--

Project Detail Sheet

Western Grove Park Development

Category	Public Space	Date Last Modified	January 13, 2016
Department	General Government	Funding Source	Tax-Based
Zone Location	4	Status	Construction

EST. EXPENDITURE SCHEDULE (dollars in thousands)

Cost Element	Total	Est. FY16	Total 6 Years	FY17	FY18	FY19	FY20	FY21	FY22	Beyond 6 Years
Planning, Design and Supervision	0	0	0	0	0	0	0	0	0	0
Land acquisition	0	0	0	0	0	0	0	0	0	0
Site Improvements and Utilities	0	0	0	0	0	0	0	0	0	0
Construction	250	250	0	0	0	0	0	0	0	0
Other	13	13	0	0	0	0	0	0	0	0
Total	263	263	300	0	0	0	0	0	0	0

EST. FUNDING SCHEDULE (dollars in thousands)

Tax-Based Revenues	263	263	300	0	0	0	0	0	0	0
Total	263	263	300	0	0	0	0	0	0	0

EST. OPERATING BUDGET IMPACT (dollars in thousands)

Labor/Maintenance			15	0	3	3	3	3	3
Materials/Equipment			0	0	0	0	0	0	0
Total			15	0	3	3	3	3	3

Description

This project will develop the Western Grove Park into developed open space. A facility plan for the park has been approved by the Village and County Planning Board. The open space will include the installation of benches, pathways, pedestrian lighting, a seating/picnic plaza, a natural playspace area and native plantings. The installation of sidewalks and pedestrian lights will provide safe pedestrian access from the Village to mass transit facilities and the commercial/retail space in Friendship Heights and the Chevy Chase Center retail property.

Estimated Schedule

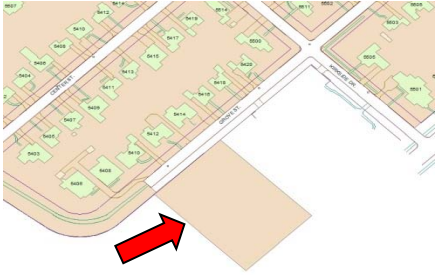
The project is currently in the construction phase and is being jointly funded between the Village and the Maryland-National Capital Park and Planning Commission (M-NCPPC). It is anticipated that the design/build process will straddle FY16 and FY17, however the Village's 25% contribution will be due in FY16.

Cost Change

The Village and M-NCPPC have partnered to expedite the park development. The Village's contribution pledge is 25% of the total design/build cost, which is consistent with the Village's level of effort thus far in the development process.

Justification

In August 2002, the Village entered into an MOU with Montgomery County and M-NCPPC to acquire the former Wohlfarth property to preserve it from future commercial/residential development. As stipulated in the MOU the Village contributed \$1.25 million towards the property's acquisition and for the collaborative rights to assist and provide input on the property's uses and development.

<p>Coordination Board of Managers General Government Montgomery County Maryland-National Capital Park and Planning Western Grove Park Committee District of Columbia PEPCO</p>	<p>Map</p> 
--	--

Project Detail Sheet

Laurel Park Hydrology and Engineering Study

Category	Village Hall/Office	Date Last Modified	February 12, 2016
Department	Public Works	Funding Source	Tax-Based
Zone Location	3	Status	Planning

EST. EXPENDITURE SCHEDULE (dollars in thousands)

Cost Element	Total	Est. FY16	Total 6 Years	FY17	FY18	FY19	FY20	FY21	FY22	Beyond 6 Years
Planning, Design and Supervision	50	0	50	0	0	50	0	0	0	0
Land acquisition	0	0	0	0	0	0	0	0	0	0
Site Improvements and Utilities	50	0	50	0	0	0	50	0	0	0
Construction	0	0	0	0	0	0	0	0	0	0
Other	0	0	0	0	0	0	0	0	0	0
Total	100	0	100	0	0	50	50	0	0	0

EST. FUNDING SCHEDULE (dollars in thousands)

Tax-Based Revenues	100	0	100	0	0	50	50	0	0	0
Total	100	0	100	0	0	50	50	0	0	0

EST. OPERATING BUDGET IMPACT (dollars in thousands)

Labor/Maintenance			0	0	0	0	0	0	0
Materials/Equipment			0	0	0	0	0	0	0
Total			0	0	0	0	0	0	0

Description

This project will study the water runoff and flow through Laurel Park and the existing “rain garden” located at the south end of Laurel Park. Sections of the stream bed have been experiencing erosion due to the increased severity of weather events in recent years and the installation of two (2) curb inlets that were installed at the south end of the park back in 2011. The study will determine what mitigation measures should be implemented to slow the velocity of storm water entering the park, and how adjacent roadways should be protected from stream bank cut back. The study will also review the overall placement of the existing “rain garden” to determine the most effective location and proper design to maximize its potential to filter storm water runoff.

Estimated Schedule


This project is currently in the planning phase. However, after consultation with Montgomery County Department of Environmental Protection (DEP) personnel, the opportunity exists to partner with the County in support of the design and construction of the project. Accordingly, the project has been deferred until FY19. DEP personnel have visited the site and do not believe there is an immediate hazard, however, DEP staff are continuing to monitor the area.

Cost Change

There have been no cost changes to this project.

Justification

This project will protect the park from further erosion, which over time will threaten the stability of northeast portions of Laurel Parkway where the stream bed has begun to undercut the hillside adjacent to the roadway.

<p>Coordination Board of Managers General Government Public Works Department Maryland Department of Environment Montgomery County Department of Environmental Protection WSSC</p>	<p>Map</p> 
--	--

Project Detail Sheet

Village Corporate Limits Boundary Survey

Category	Village Hall/Office	Date Last Modified	January 13, 2016
Department	General Government	Funding Source	Tax-Based
Zone Location	3	Status	Planning

EST. EXPENDITURE SCHEDULE (dollars in thousands)

Cost Element	Total	Est. FY16	Total 6 Years	FY17	FY18	FY19	FY20	FY21	FY22	Beyond 6 Years
Planning, Design and Supervision	0	0	0	0	0	0	0	0	0	0
Land acquisition	0	0	0	0	0	0	0	0	0	0
Site Improvements and Utilities	0	0	0	0	0	0	0	0	0	0
Construction	0	0	0	0	0	0	0	0	0	0
Other	0	0	0	0	0	0	0	0	0	0
Total	0	0	0	0	0	0	0	0	0	0

EST. FUNDING SCHEDULE (dollars in thousands)

Tax-Based Revenues	0	0	0	0	0	0	0	0	0	0
Total	0	0	0	0	0	0	0	0	0	0

EST. OPERATING BUDGET IMPACT (dollars in thousands)

Labor/Maintenance			0	0	0	0	0	0	0
Materials/Equipment			0	0	0	0	0	0	0
Total			0	0	0	0	0	0	0

Description

As part of the completed review and revisions to the Village Charter, the project would resurvey and confirm the corporate limits of the Village. As part of the survey effort a professional land survey firm would be retained to research and confirm the Village's corporate limits. *At the Board's direction this project was removed from consideration.*

Estimated Schedule

At the Board's direction the project was cancelled.

Cost Change

At the Board's direction the project was cancelled.

Justification

At the Board's direction the project was cancelled.

<p>Coordination Board of Managers General Government Maryland Land Records Office</p>

Project Detail Sheet

Website Redevelopment

Category
Department
Zone Location

Village Hall/Office
General Government
3

Date Last Modified
Funding Source
Status

January 13, 2016
Tax-Based
Est. Completion June 2016

EST. EXPENDITURE SCHEDULE (dollars in thousands)

Cost Element	Total	Est. FY16	Total 6 Years	FY17	FY18	FY19	FY20	FY21	FY22	Beyond 6 Years
Planning, Design and Supervision	0	0	0	10	0	0	0	0	0	0
Land acquisition	0	0	0	0	0	0	0	0	0	0
Site Improvements and Utilities	18.5	18.5	0	0	0	0	0	0	0	0
Construction	0	0	0	0	0	0	0	0	0	0
Other	0	0	0	0	0	0	0	0	0	0
Total	18.5	18.5	0	0	0	0	0	0	0	0

EST. FUNDING SCHEDULE (dollars in thousands)

Tax-Based Revenues	18.5	18.5	0	0	0	0	0	0	0	0
Total	18.5	18.5	0	0	0	0	0	0	0	0

EST. OPERATING BUDGET IMPACT (dollars in thousands)

Labor/Maintenance			21.2	4.7	4.7	5.9	5.9	0	0
Materials/Equipment			0	0	0	0	0	0	0
Total			21.2	4.7	4.7	5.9	5.9	0	0

Description

This project will re-develop the Village's website to provide for greater ease of navigation, content updating and additional functionality. This re-development will address the following technical issues, limitations and allowing for additional functions to be integrated with the website:

1. Website display on mobile devices and smartphones
2. Integration with the Village resident directory (to allow directory updating directly through the website), blast e-mail and other social media functions
3. Ability to submit online service requests
4. Online polling/surveys
5. More responsive search function
6. Address various programming errors and bugs in the current background programming of the site

The Village's website was last re-designed in 2010 at a cost of \$12,500.

Estimated Schedule

This project is estimated to be complete by the end of FY16.

Cost Change

There have been no cost changes to this project.

Justification

The Village's website was last re-designed in 2010. Since that time there have been many additional features that have become available, however, due to the current content management system used for the site, many of these features can't be implemented without a re-design of the internal structure of the site.

<p>Coordination Board of Managers General Government</p>

Expenditure Detail Sheet
General Government Equipment

Category
Department

Equipment
 All Departments

Date Last Modified
Funding Source
Status

February 2, 2016
 Tax-Based/*SafeSpeed* Eligible
 On-going

EST. EXPENDITURE SCHEDULE (dollars in thousands)

Equipment Type	Total	Est. FY16	Total 6 Years	FY17	FY18	FY19	FY20	FY21	FY22	Beyond 6 Years
Village Computer Server	23	14	9	0	0	0	9	0	0	9
Tuohey Conference Room Sound Improvements	0	0	0	0	0	0	0	0	0	0
Total	23	14	9	0	0	0	9	0	0	9

EST. FUNDING SCHEDULE (dollars in thousands)

Tax-Based Revenues	19	10	9	0	0	0	9	0	0	4.5
<i>SafeSpeed</i> Revenues	4	4	0	0	0	0	0	0	0	4.5
Total	23	14	9	0	0	0	9	0	0	9

EST. OPERATING BUDGET IMPACT (dollars in thousands)

Labor/Maintenance			0	0	0	0	0	0	0
Materials/Equipment			0	0	0	0	0	0	0
Total			0	0	0	0	0	0	0

Description

This equipment will ensure the continuity of operations of Village government. Due to the need for this equipment to be used by other departments in the support of the Village *SafeSpeed* program a certain percentage of the expenditures would be eligible to be paid out of the *SafeSpeed* revenues.

- Village Computer Server: The Village's main file/police records management server was replaced due to its age and the Village's accounting system software was updated to remain compatible with software requirements and security protocols.
- Tuohey Conference Room Sound Improvements: At the October 12, 2015 regular meeting the Board unanimously voted not to pursue installing acoustical sound panels in the Tuohey Conference.

Estimated Schedule

This equipment would be purchased on an as needed basis and as the equipment's lifespan dictates and pursuant to the Village's Equipment Plan.

Cost Change

There have been no cost changes

Justification

This equipment as described above would ensure the continuity of operations of the Village government as well as ensuring that State mandates are met through record retention and preservation. Equipment will be purchased pursuant to the Village's Equipment Plan.

Coordination

- Board of Managers
- General Government
- Police/Communications Department

Expenditure Detail Sheet

General Government Vehicles

Category
Department

Vehicles
All Departments

Date Last Modified
Funding Source
Status

January 13, 2016
Tax-Based/*SafeSpeed* Eligible
Ongoing

EST. EXPENDITURE SCHEDULE (dollars in thousands)

Equipment Type	Total	Est. FY16	Total 6 Years	FY17	FY18	FY19	FY20	FY21	FY22	Beyond 6 Years
Admin Vehicle	0	0	0	0	0	0	0	0	0	30
Total	0	0	0	0	0	0	0	0	0	0

EST. FUNDING SCHEDULE (dollars in thousands)

Tax-Based Revenues	0	0	0	0	0	0	0	0	0	30
<i>SafeSpeed</i> Revenues	0	0	0	0	0	0	0	0	0	0
Grants/Reimbursements	0	0	0	0	0	0	0	0	0	0
Total	0	0	0	0	0	0	0	0	0	30

EST. OPERATING BUDGET IMPACT (dollars in thousands)

Labor/Maintenance			-3	-1	-1	-1	0	0	0
Materials/Equipment			-3	-1	-1	-1	0	0	0
Total			-6	-2	-2	-2	0	0	0

Description

This vehicle is used by all general government staff, including the Director of Municipal Operations and Permitting and Code Enforcement Coordinator for travel to and from meetings, code enforcement patrols, capital projects supervision and meeting/event preparations. The current administrative vehicle is a SUV. This vehicle has also now been commissioned as an alternate Police response vehicle when the need arises.

Since this vehicle is used in the supervision of the Village's *SafeSpeed* capital projects as well as being a spare first responder vehicle a certain percentage of the costs would be eligible to be paid out of the *SafeSpeed* revenues.

Estimated Schedule

Currently there are no plans to replace the Administrative vehicle within the duration of this CIP.

Cost Change

Currently there are no plans to replace the Administrative vehicle within the duration of this CIP.

Justification

Replacement will be in accordance with the Chevy Chase Village Vehicle Operational Plan.

Coordination

- Board of Managers
- General Government
- Police Department

Expenditure Detail Sheet

Public Safety Communications Equipment

Category	Equipment	Date Last Modified	January 20, 2016
Department	Police/Communications	Funding Source	Tax-Based/ <i>SafeSpeed</i>
		Status	Ongoing

EST. EXPENDITURE SCHEDULE (dollars in thousands)

Equipment Type	Total	Est. FY16	Total 6 Years	FY17	FY18	FY19	FY20	FY21	FY22	Beyond 6 Years
Police Radios	32	0	32	32	0	0	0	0	0	0
Mobile Data Terminals	9	0	9	0	9	0	0	0	0	0
Total	41	0	41	32	9	0	0	0	0	0

EST. FUNDING SCHEDULE (dollars in thousands)

Tax-Based Revenues	0	0	0	0	0	0	0	0	0	0
<i>SafeSpeed</i> Revenues	41	0	41	32	9	0	0	0	0	0
Grants/Reimbursements	0	0	0	0	0	0	0	0	0	0
Total	41	0	41	32	9	0	0	0	0	0

EST. OPERATING BUDGET IMPACT (dollars in thousands)

Labor/Maintenance			0	2	0	0	0	0	0
Materials/Equipment			0	0	0	0	0	0	0
Total			0	2	0	0	0	0	0

Description

This equipment will ensure the continuity of operations of Village government while ensuring that the services Village residents have come to rely on such as emergency response, 24/7 police patrols, house checks, speed and stop sign enforcement continue without interruption. Due to this equipment being used for public safety needs, the expenditures would be eligible to be purchased with *SafeSpeed* revenues.

Estimated Schedule

Radios: Replacement is required due to technology advancements¹. The lifespan of the radios is approximately 10 years.

MDCs: Expected lifespan is 4-5 years maximum.

Recording System: Replacement was accomplished in FY14 and was required due to technology advancements and the lack of available replacement parts for the Village's old recording system.

Justification

This equipment will ensure the continuity of operation of Village government while ensuring that the services Village residents have come to rely on such as 24/7 police patrols, house checks, speed and stop sign enforcement continue.

- All public safety radios must be replaced due to mandated technology changes (new frequencies and encryption) that will take effect in approximately 2 years. Our portable radios have already been replaced (FY12). In FY17, we seek to replace the 1 fixed base station radio in the Communications Center, and 5 fixed radios in the police cars (3 marked cruisers, 1 unmarked sedan, 1 dual-use SUV) so that they will be compatible with the new technology. While our portable radios are good, we continue to experience performance problems when using them in certain parts of the Village.
- MDCs have an expected lifespan of 4-5 years, and we are scheduling their replacement in FY18.

Coordination

- Board of Managers
- General Government
- Police Department
- Public Safety Committee

¹ Portable radios for the officers were purchased in FY12. Purchase of in-car radios was deferred at that time pending build-out of the County's infrastructure to insure equipment reliability.

Expenditure Detail Sheet

Public Safety Vehicles

Category
Department

Vehicles
Police/Communications

Date Last Modified
Funding Source
Status

January 20, 2016
Tax-Based/*SafeSpeed* Eligible
Ongoing

EST. EXPENDITURE SCHEDULE (dollars in thousands)

Vehicle Type	Total	Est. FY16	Total 6 Years	FY17	FY18	FY19	FY20	FY21	FY22	Beyond 6 Years
Police Cruisers (x3)	126	0	126	0	0	84	42	0	0	0
Hybrid surveillance	30	0	30	0	0	0	30	0	0	0
Total	156	0	156	0	0	84	72	0	0	0

EST. FUNDING SCHEDULE (dollars in thousands)

Tax-Based Revenues	0	0	0	0	0	0	0	0	0	0
<i>SafeSpeed</i> Revenues	156	0	156	40	0	84	72	0	0	0
Grants/Reimbursements	0	0	0	0	0	0	0	0	0	0
Total	156	0	156	40	0	84	72	0	0	0

EST. OPERATING BUDGET IMPACT (dollars in thousands)

Labor/Maintenance			-10	0	-2	-3	-2	-2	-1
Materials/Equipment			-10	0	-2	-3	-2	-2	-1
Total			-20	0	-4	-6	-4	-4	-2

Description

These vehicles will ensure the continuity of operations of Village government while ensuring that the services Village residents have come to rely on such as 24/7 police patrols, house checks, speed and stop sign enforcement, continue uninterrupted. The cost for a police cruiser is all inclusive of any equipment needed such as a light bar, decals, push bumper, siren, spotlight and all installation costs. Due to these vehicles being used for pedestrian, vehicular and public safety needs, the expenditures would be eligible to be paid out of the *SafeSpeed* revenues.

Estimated Schedule

Vehicles are purchased pursuant to the Village's Vehicle Operational Plan. Specifically, marked cars are to be replaced by the time they are five service years old. The hybrid surveillance car receives lighter use, and according to the Plan, it is to be replaced on an as-needed basis. We have scheduled its replacement plan to replace it in FY20 (although this may change if unforeseen problems arise with that car); it will be over 9 years old at that time.

Cost Change

On the assumption that there will be some market increases, the price projection for fully-equipped police cars is \$2,000 more in FY19 and FY20.

Justification

These vehicles will ensure the continuity of operation of Village government while ensuring that the services Village residents have come to rely on such as 24/7 police patrols, house checks, speed and stop sign enforcement are maintained.

Coordination

- Board of Managers
- General Government
- Police Department
- Public Safety Committee

Expenditure Detail Sheet
Public Works Equipment

Category
Department

Equipment
 Public Works

Date Last Modified
Funding Source
Status

January 13, 2016
 Tax-Based/*SafeSpeed* Eligible
 Ongoing

EST. EXPENDITURE SCHEDULE (dollars in thousands)

Equipment Type	Total	Est. FY16	Total 6 Years	FY17	FY18	FY19	FY20	FY21	FY22	Beyond 6 Years
Leaf Vacuums (2 total)	54	27	27	0	27	0	0	0	0	0
Replacement Salt Spreader	6	0	6	6	0	0	0	0	0	0
Water tank	8	0	8	0	0	0	0	8	0	0
Total	68	27	41	6	27	0	0	8	0	0

EST. FUNDING SCHEDULE (dollars in thousands)

Tax-Based Revenues	62	27	35	0	27	0	0	8	0	0
<i>SafeSpeed</i> Revenues	6	0	6	6	0	0	0	0	0	0
Grants/Reimbursements	0	0	0	0	0	0	0	0	0	0
Total	68	27	41	6	27	0	0	8	0	0

EST. OPERATING BUDGET IMPACT (dollars in thousands)

Labor/Maintenance			-6	0	-1	-1.5	-1.5	-1	-1
Materials/Equipment			-3	-0	-0.5	-0.5	-1	-0.5	-0.5
Total			-9	-0	-1.5	-2	-2.5	-1.5	-1.5

Description

This equipment will ensure the continuity of operation of Village government while ensuring that public works services such as snow plowing operations, special (bulk) pick-ups, yard waste collection, tree planting and leaf collection are maintained. Due to the need for some of this equipment to be used for pedestrian, vehicular and public safety needs, a certain percentage of the expenditures would be eligible to be paid out of the *SafeSpeed* revenues.

- Salt Spreader: The proposed replacement spreader will be made of stainless steel to match the other two (2) salt spreaders in the Village's fleet. Although stainless steel is slightly more expensive than traditional steel spreaders, they do not rust as a result of the salt exposure and other abrasives. The proposed replacement spreader will be powered by an electric motor (run by the pick-up truck's alternator) rather than a gas-powered motor. In the past we have had difficulty starting the gas motors in very cold weather and dealing with engine breakdowns during storm responses. Many surrounding jurisdictions have encountered the same issues and have begun to switch their fleets to electric motors. The Village also has two (2) electric motor spreaders purchased in FY2015 and FY2016 and we have experienced very good reliability. These electric spreaders can also be safely stored inside the bay without presenting a potential fire hazard (the gas motor spreaders are stored in the Public Works Yard for this reason).

Estimated Schedule

This equipment would be purchased on an as needed basis and as the equipment's lifespan dictates. Equipment will be purchased pursuant to the Village's Equipment Operational Plan. The Village's second leaf vacuum has been performing well, therefore replacement originally scheduled for FY17 has been deferred until FY18 at which time replacement will be re-evaluated.

Cost Change

There are no changes in cost.

Justification

This equipment will ensure the continuity of operation of Village government while ensuring that that public works services such as snow plowing operations, special (bulk) pick-ups, yard waste collection, tree planting and leaf collection are maintained.

Coordination

- Board of Managers
- General Government
- Public Works Department

Expenditure Detail Sheet

Public Works Vehicles

Category	Vehicles	Date Last Modified	January 13, 2016
Department	Public Works	Funding Source	Tax-Based/ <i>SafeSpeed</i> Eligible/ Reimbursement
		Status	Ongoing

EST. EXPENDITURE SCHEDULE (dollars in thousands)

Equipment Type	Total	Est. FY16	Total 6 Years	FY17	FY18	FY19	FY20	FY21	FY22	Beyond 6 Years
Pick-up trucks (3 total)	126.5	42.5	84	0	42	0	0	0	42	42
Medium-duty dump trucks (2 total)	152	0	152	0	65	87	0	0	0	0
Rear-load trash/yard waste truck	115	0	115	0	0	0	0	115	0	0
Skid-Steer Loader	45	0	45	45	0	0	0	0	0	0
Total	438.5	42.5	396	45	107	87	0	115	42	42

EST. FUNDING SCHEDULE (dollars in thousands)

Tax-Based Revenues	295	18	277	25	72	57	0	105	18	18
<i>SafeSpeed</i> Revenues	101	18	83	15	25	25	0	0	18	18
Grants/Reimbursements	42.5	6.5	36	5	10	5	0	10	6	6
Total	438.5	42.5	396	45	107	87	0	115	42	42

EST. OPERATING BUDGET IMPACT (dollars in thousands)

Labor/Maintenance			-16	-2	-2	-2	-2	-3.5	-4.5
Materials/Equipment			-6	-1	-1	-1	-1	-1	-1
Total			-22	-3	-3	-3	-3	-4.5	-5.5

Description

These vehicles ensure the continuity of operation of Village government while ensuring that public works services such as snow plowing operations, special (bulk) pick-ups, yard waste collection, sidewalk repairs and leaf collection are maintained as outlined in the Chevy Chase Village Vehicle Plan. Due to the need for these vehicles to be used for pedestrian, vehicular and public safety needs, a certain percentage of the expenditures are eligible to be paid out of the *SafeSpeed* revenues.

- Medium-duty dump trucks: In years FY18 and FY19 the Village's projects to replace its two (2) medium-duty dump trucks. The Village currently maintains two (2) medium-duty dump trucks of varying carrying capacities. It is projected that the smaller of the two (2) would be replaced in FY18 and the larger in FY19. It is required that the larger of the two (2) dump trucks be replaced or maintained due to it required need to transport salt from County and State facilities to the Village in winter weather and leaf collection operations.
- Skid-Steer Loader: In FY17, the Village tractor/loader is scheduled for replacement. Instead of purchasing an identical replacement, staff is recommending replacement with a skid-steer loader ("Bobcat"). The skid-steer loader is more ruggedized, has a larger carrying/lift capacity, and it has a significant number of attachments that can be rented to assist in various Public Works functions, including an auger, street sweeping broom and snow blower.

Estimated Schedule

Vehicles would be purchased on an as-needed basis and in accordance with the Chevy Chase Village Vehicle Operational Plan. The Village's small dump-body truck has been performing well, therefore replacement originally scheduled for FY17 has been deferred until FY18 at which time replacement will be re-evaluated.

Cost Change

The cost associated with replacement of the skid-steer loader has been adjusted up by \$5K due to market increases.

Justification

These vehicles will ensure the continuity of operation of Village government while ensuring that Village public works services such as snow plowing operations, special (bulk) pick-ups, yard waste collection, sidewalk repairs and leaf collection. Replacement will be in accordance with the Chevy Chase Village Vehicle Plan.

Coordination

- Board of Managers
- General Government
- Public Works Department

Expenditure Summary by Project Category (dollars in Thousands)

												Funding Breakdown				Total Cost	
	CIP Total	Est. FY16	Combined Six-Year Total	FY17	FY18	FY19	FY20	FY21	FY22	Beyond 6 Years	Tax Based Percent Allocation	SafeSpeed Percent Allocation	Grants/Reimbursement/Other percent Allocation	Total Tax Based Projected Cost	Total SafeSpeed Projected Cost		Grants/Reimbursements/Other Funding Cost
Infrastructure																	
Sidewalk Maintenance Program	24.5	3.5	21	3.5	3.5	3.5	3.5	3.5	3.5	3.5		0%	100%	0%	0	21	0
Street Maintenance and Repair Program	804	123	681	111	111	111	116	116	116	116		0%	100%	0%	0	681	0
Streetlight Upgrades	60	0	60	10	10	10	10	10	10	10		0%	100%	0%	0	60	0
West Kirke St. and Laurel Pkwy. Intersection Improvements	145	145	0	0	0	0	0	0	0	0		0%	100%	0%	0	0	0
Category Total	1,033.5	271.5	762	124.5	124.5	124.5	129.5	129.5	129.5	129.5				0	762	0	762
Public Safety																	
Public Safety Technology and Equipment	120	0	120	20	20	20	20	20	20	20	0	0%	100%	0%	0	120	0
Category Total	120	0	120	20	20	20	20	20	20	20	0			0	120	0	120
Public Spaces																	
Western Grove Park Development	263	263	0	0	0	0	0	0	0	0	0	100%	0%	0%	0	0	0
Laurel Park Hydrology and Engineering Study	100	0	100	0	0	50	50	0	0	0	0	100%	0%	0%	100	0	0
Category Total	363	263	100	0	0	50	50	0	0	0	0			100	0	0	100
Village Hall/Office																	
Village Corporate Limits Boundary Survey	0	0	0	0	0	0	0	0	0	0	0	100%	0%	0%	0	0	0
Website Redevelopment	18.5	18.5	0	0	0	0	0	0	0	0	0	100%	0%	0%	0	0	0
Category Total	18.5	18.5	0	0	0	0	0	0	0	0	0			0	0	0	0
Total Expenditures	1,535	553	982	144.5	144.5	194.5	199.5	149.5	149.5	129.5				100	882	0	982

Funding Summary by Project Category (dollars in Thousands)

	CIP Total	Est. FY16	Total Tax Based Projected Funding Cost	Total <i>SafeSpeed</i> Projected Funding Cost	Grants/Reimburse- ments/Other Funding Cost	Combined Six- Year Total Funding Cost	FY17	FY18	FY19	FY20	FY21	FY22	Beyond 6 Years
Infrastructure													
Sidewalk Maintenance Program	24.5	3.5	0	21	0	21	3.5	3.5	3.5	3.5	3.5	3.5	3.5
Street Maintenance and Repair Program	804	123	0	681	0	681	111	111	111	116	116	116	116
Streetlight Upgrades	60	0	0	60	0	60	10	10	10	10	10	10	10
West Kirke St. and Laurel Pkwy. Intersection Improvements	145	145	0	0	0	0	0	0	0	0	0	0	0
Category Total	1,033.5	271.5	0	762	0	762	124.5	124.5	124.5	129.5	129.5	129.5	129.5
Public Safety													
Public Safety Technology and Equipment	120	0	0	120	0	120	20	20	20	20	20	20	0
Category Total	120	0	0	120	0	120	20	20	20	20	20	20	0
Public Spaces													
Western Grove Park Development	263	263	0	0	0	0	0	0	0	0	0	0	0
Laurel Park Hydrology and Engineering Study	100	0	100	0	0	100	0	0	50	50	0	0	0
Category Total	363	263	100	0	0	100	0	0	50	50	0	0	0
Village Hall/Office													
Village Corporate Limits Boundary Survey	0	0	0	0	0	0	0	0	0	0	0	0	0
Website Redevelopment	18.5	18.5	0	0	0	0	0	0	0	0	0	0	0
Category Total	18.5	18.5	0	0	0	0	0	0	0	0	0	0	0
Total Funding Requirements	1,535	553	100	882	0	982	144.5	144.5	194.5	199.5	149.5	149.5	129.5

Expenditure Summary by Department (dollars in Thousands)

	CIP Total	Est. FY16	Combined Six-Year Total	FY17	FY18	FY19	FY20	FY21	FY22	Beyond 6 Years	Tax Based Percent Allocation	SafeSpeed Percent Allocation	Funding Breakdown			Total Cost
													Grants/Reimbursements/Other percent Allocation	Total Tax Based Projected Cost	Total SafeSpeed Projected Cost	
General Government																
<i>Equipment</i>																
Village Computer Servers	23	14	9	0	0	0	9	0	0	9	50%	50%	0%	4.5	4.5	0
Tuohey Conference Room Sound Improvements	0	0	0	0	0	0	0	0	0	0	100%	0%	0%	0.0	0	0
Group Total	23	14	9	0	0	0	9	0	0	9				4.5	4.5	0
<i>Vehicles</i>																
Admin Vehicle	0	0	0	0	0	0	0	0	0	30	50%	50%	0%	0	0	0
Group Total	0	0	0	0	0	0	0	0	0	30				0	0	0
Department Total	23	14	9	0	0	0	9	0	0	39				4.5	4.5	0
Public Safety																
<i>Communications Equipment</i>																
Police Radio Upgrades	32	0	32	32	0	0	0	0	0	0	0%	100%	0%	0	32	0
Mobile Data Terminals	9	0	9	0	9	0	0	0	0	0	0%	100%	0%	0	9	0
Group Total	41	0	41	32	9	0	0	0	0	0				0	41	0
<i>Vehicles</i>																
Police Cruisers (x3)	126	0	126	0	0	84	42	0	0	0	0%	100%	0%	0	126	0
Hybrid Surveillance	30	0	30	0	0	0	30	0	0	0	0%	100%	0%	0	30	0
Group Total	156	0	156	0	0	84	72	0	0	0				0	156	0
Department Total	197	0	197	32	9	84	72	0	0	0				0	197	0
Public Works																
<i>Equipment</i>																
Leaf Vacuums (x2)	54	27	27	0	27	0	0	0	0	0	100%	0%	0%	27	0	0
Replacement Salt Spreader	6	0	6	6	0	0	0	0	0	0	0%	100%	0%	0	6	0
Water Tank	8	0	8	0	0	0	0	8	0	0	100%	0%	0%	8	0	0
Group Total	68	27	41	6	27	0	0	8	0	0				35	6	0
<i>Vehicles</i>																
Pick-up trucks (x3)	126.5	42.5	84	0	42	0	0	0	42	42	43%	43%	14%	36	36	12
Medium-duty dump trucks (x2)	152	0	152	0	65	87	0	0	0	0	73%	21%	6%	111	32	9
Rear-load/yard waste truck	115	0	115	0	0	0	0	115	0	0	100%	0%	0%	105	0	10
Skid-Steer Loader	45	0	45	45	0	0	0	0	0	0	55.5%	33%	11.5%	25	15	5
Group Total	438.5	42.5	396	45	107	87	0	115	42	42				277	83	36
Department Total	506.5	69.5	437	51	134	87	0	123	42	42				312	89	36
Total Expenditures	726.5	83.5	643	83	143	171	81	123	42	81				316.5	290.5	36

Funding Summary by Department (dollars in Thousands)

	CIP Total	Est. FY16	Total Tax Based Projected Funding Cost	Total <i>SafeSpeed</i> Projected Funding Cost	Grants/Reimbur- sements/Other Funding Cost	Combined Six- Year Total Funding Cost	FY17	FY18	FY19	FY20	FY21	FY22	Beyond 6 Years
General Government													
<i>Equipment</i>	23	14	4.5	4.5	0	9	0	0	0	9	0	0	9
<i>Vehicles</i>	0	0	0	0	0	0	0	0	0	0	0	0	30
Department Total	23	14	4.5	4.5	0	9	0	0	0	9	0	0	39
Public Safety													
<i>Communications Equipment</i>	41	0	0	41	0	41	32	9	0	0	0	0	0
<i>Vehicles</i>	156	0	0	156	0	156	0	0	84	72	0	0	0
Department Total	197	0	0	197	0	197	32	9	84	72	0	0	0
Public Works													
<i>Equipment</i>	68	27	35	6	0	41	6	27	0	0	8	0	0
<i>Vehicles</i>	438.5	42.5	277	83	36	396	45	107	87	0	115	42	42
Department Total	507	69.5	312	89	36	437	51	134	87	0	123	42	42
Total Funding Requirements	726.5	83.5	316.5	290.5	36	643	83	143	171	81	123	42	81